



Square Foot Layouts of Field Tile




1x1

12x12*




2x2

12x12*



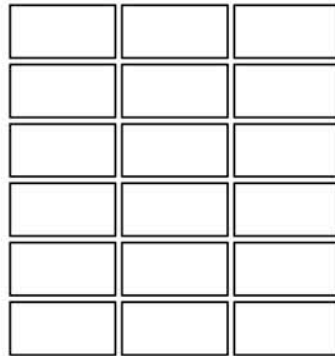
3x3

12 1/4x12 1/4*




1x2

12 1/4x12 5/8*




2x4

12 1/4x12 5/8*




3x6

12 1/4x12 5/8*




4x4

12 1/4x12 1/4*



1x2 Running Bond

12 1/4x12 5/8*



2x4 Running Bond

12 1/4x12 5/8*

- 1/4" standard thickness
- 3/8" available upon request

- 1/8" grout spacing is suggested
- email inquiries to: info@mercurymosaics.com

* Outer dimensions of mesh-mounted sheet

125 W Broadway Ave Minneapolis MN 55411
 t: 612.250.3299 f: 612.522.tile sales@mercurymosaics.com

